

Monitor crop-field Based Smart Irrigation System using IOT

P.Anitha,R.Jothi,G.Deepa

*Assistant Professor,Department of Computer Applications,Dhanalakshmi Srinivasan
College of Arts and Science For Women(Autonomous),Perambalur.*

Abstract

Internet of Things (IoT) is really a shared system of objects or things that can interact with each other offered the Internet link. IoT plays an role this is certainly important farming business which can give 9.6 billion individuals from the Earth by 2050. Smart Agriculture helps to lower wastage, efficient usage of fertilizer and thus boost the crop yield. Something is developed to monitor crop-field using detectors (earth dampness, heat, humidity, Float amount sensor) and automate the irrigation system in this work. The information from sensors are provided for Web host database utilizing transmission this is certainly wireless. The info tend to be encoded in JSON format in server database. On the basis of the water level within the land while raining the motor will ON/OFF be switched automatically.

Key Words: Irrigation, IOT

I. INTRODUCTION

India is amongst the water that is scarce in 13 countries in the world; due to reasonable usage of water resources our nation is facing the risk of overheating. This article proposes accuracy agriculture irrigation systems based on the IoT technology, and focuses on the hardware architecture, community architecture and pc software process control associated with the accuracy irrigation system being effectively lessen the influence of inadequate liquid sources on India's economic climate, from contemporary agricultural cultivation and management perspective, in line with the basic principles of Internet, with sensor technology. Preliminary tests showed this working system is rational and practical.

Agriculture is recognized as the foundation of life when it comes to personal types because it's the source that is primary of grains as well as other garbage. It plays role this is certainly important the growth of country's economy. In addition it provides big employment that is sufficient to people. Development in farming industry is essential for the improvement financial problem of this country. Unfortuitously, numerous farmers nevertheless use the conventional methods of agriculture which leads

to reduced yielding of plants and fresh fruits. But anywhere automation was in fact implemented and beings which are individual been replaced by automatic machineries, the yield is improved. Ergo there was want to implement technology this is certainly today's technology in the agriculture industry for increasing the yield. All of the documents signifies the employment of cordless sensor network which collects the data from different sorts of detectors and then deliver it to main server using protocol this is certainly cordless. The collected data provides the information regarding different facets which are environmental in turns helps you to monitor the system. Monitoring environmental aspects is not sufficient and solution that is full improve the yield of the crops. There are wide range of other aspects that impact the productivity to extent that is great. These factors feature attack of pests and pests which are often controlled by spraying the crop with correct insecticide and pesticides. Next, assault of wild animals and wild birds when the crop develops. There is chance of thefts when crop reaches the stage of harvesting. Even after harvesting, farmers also face issues in storage space of harvested crop. Therefore, in order to supply approaches to all such dilemmas, it is crucial to develop system this is certainly integrated takes proper care of all factors impacting the output in every stages fancy; cultivation, harvesting and post

harvesting storage. This report therefore proposes a operational system that is useful in monitoring the industry data along with managing the area businesses which supplies the flexibility. The report aims at making farming smart automation that is using IoT technologies.

a) Purpose

- easy and simple to install and configure.
- Saving energy and sources, such that it may be used in proper way and quantity.
- Farmers could be able to smear suitable amount of liquid during the time that's right automating farm or nursery irrigation.
- irrigation this is certainly preventing the incorrect time, lower runoff from overwatering saturated soils that may enhance crop performance.
- Automated irrigation system utilizes valves to turn motor on / off. Motors can be computerized effortlessly using controllers and no need of labour to turn engine on / off.
- It is accurate way for irrigation as well as a important tool for precise soil dampness control in highly greenhouse veggie manufacturing this is certainly specialized.
- It is time saving, the mistake this is certainly person in adjusting readily available earth moisture levels.

b) Product Scope

We're discussing connecting every little thing into the Internet; it has an amount this is certainly unimaginable of possibilities included. Industry, logistics and health are among the sectors by which IoT is included This is why we are able to link tiny things or devices towards the Internet, an entire paradigm this is certainly new emerge making a huge effect in people's everyday lives. Intelligently connected appliances to your Internet, health-related products gathering crucial information and wearable are just an example, and they are all trending. They will certainly, definitely, deliver and enhance our total well being, making every thing easier, practical, smarter and reliable. But, there is work this is certainly much be done to allow IoT to succeed and truly emerge: requirements are expected to deliver interoperability, protection and privacy to protect

people' data must be implemented and scalability also needs to be possible. Without these parameters, IoT won't succeed and all we're going to previously have "islands which can be small of IoT, perhaps not chatting with one another – and that really isn't Internet of Things.

II. SYSTEM DESIGN

The greenhouse based farming this is certainly modern are the present requirement in most element of agriculture in India. The moisture and temperature of plants tend to be precisely controlled in this technology. Due to the adjustable situations which can be atmospheric problems occasionally can vary greatly from destination to devote big farmhouse, helping to make extremely tough to maintain the uniformity at all the places in the farmhouse manually. It's observed that for the full time this is certainly initially android phone-control the Irrigation system, which may give the services of keeping uniform ecological conditions are suggested. The Android Software Development Kit gives the resources and Application Programmable Interface essential to start programs which are establishing the Android platform with the Java program writing language. Mobile mobile phones have actually very nearly come to be an part that is integral of life offering multiple needs of people. This application makes use of the GPRS [General Packet Radio Service] function of cell phone as a solution for irrigation control system. GSM (Global System for Mobile Communication) can be used to tell the consumer in regards to the field condition that is specific. The info is passed away onto the individual request in the form of SMS.

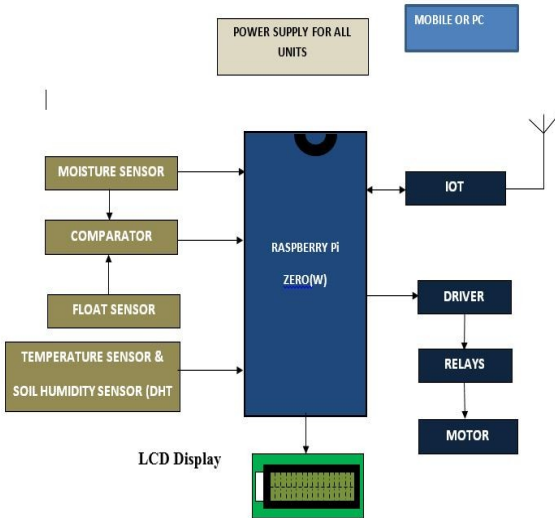


Fig 1 Block diagram

a) Pump

The pump is really a water this is certainly submersible, and therefore it should be entirely submerged within a liquid reservoir in order to push water. Consequently, for this project, you will have to leave a bowl out (or any way for a reservoir) next to the plant all the time.

b) DHT Sensor

The DHT11 temp/hum sensory is really a sensor this is certainly standard does not have to be in almost any specific location, besides becoming in identical environment as your plant. Since humidity and temperature try not to vary significantly in just a 5 ft radius, it's okay to just keep the sensor plugged into the RPI and never right next to the plant.

c) Soil Moisture Sensor

The soil dampness sensor is a dampness this is certainly standard that outputs a voltage when damp, and nothing when dry. It is possible to adjust the sensitivity associated with sensor using the potentiometer located on the sensor.

III. HARDWARE DESCRIPTION

Our system consists of

- ❖ Raspberry pi
 - ❖ LCD display
 - ❖ Relay & Pump motors
 - ❖ Temperature Sensor & Humidity Sensor (DHT 11)
 - ❖ Moisture Sensor
 - ❖ Float Level Sensor
- a) **Power Supply**

Power is really a mention of the a way to obtain electrical energy. A tool or system that provides electric or other types of power to an production load or group of loads is known as a recharged power offer device or PSU. The word is most commonly put on power this is certainly electrical, less often to mechanical people, and seldom to others.

Energy materials for electronics can be generally divided into linear and power that is changing. The supply that is linear a somewhat easy design that becomes progressively large and hefty for large present products; voltage legislation in a linear supply can result in reasonable effectiveness. A switched-mode availability of the score that is exact same a linear offer would be smaller, is generally more effective, but could be more complex.

b) Soil Moisture sensor (YL-69):

Earth dampness sensor measures the water content in earth. It utilizes the house of the resistance that is electric of earth. The relationship one of the measured property and soil moisture is calibrated also it differs based on environmental factors such heat, soil type, or conductivity this is certainly electric. Here, it's utilized to sense the moisture in field and transfer it to raspberry pi so that you can take action that is managing of water pump ON/OFF.

Soil moisture module is many sensitive to the humidity that is background generally speaking made use of to identify the dampness content associated with earth.

Module to reach the threshold price is defined when you look at the soil moisture, DO interface production high, when the the soil moisture surpasses a group limit price, the module D0 output reduced.

- ❖ the output that is digital may be linked straight with all the microcontroller to detect large and low by the microcontroller to detect earth dampness.
- ❖ the outputs which can be digital shop relay module can directly drive the buzzer component, which could develop a soil dampness security gear.
- ❖ Analog output AO and AD module connected through the advertisement converter, you could get more exact values of soil moisture.

c) Float Sensor (Level Sensor)

Potentiometer

Linear potentiometer construction

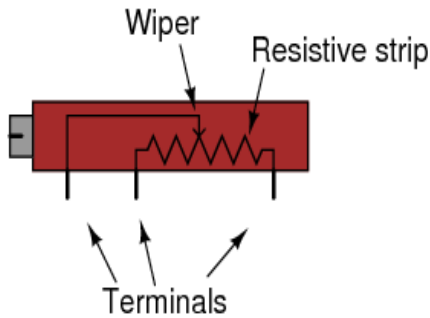


Fig 2 Potentiometer construction

A potentiometer is just a resistor that is manually adjustable. The way this product works is relatively simple. One terminal associated with the potentiometer is attached to a charged energy supply. Another is hooked up to floor (a point without any voltage or opposition and which serves as a research this is certainly basic), as the 3rd terminal runs across a strip of resistive material. This strip this is certainly resistive features a reasonable resistance at one end; its opposition gradually increases to a optimum resistance at the other end. The terminal that is third since the connection between your energy supply and surface, and is typically interfaced to your user by means of a knob or lever. An individual can adjust the position of the terminal that is third the resistive strip in order to manually boost or decrease weight. A potentiometer can decide how numerous existing flows by way of a circuit by controlling resistance. When made use of to regulate current, the

potentiometer is bound because of the resistivity this is certainly maximum of strip.

d) Raspberry Pi Zero Wireless (W)

February 2017, the Pi Zero W has all the functionality of the original Pi Zero but with added connectivity, consisting of:

- ❖ 802.11 b/g/n wireless LAN
- ❖ Bluetooth 4.1
- ❖ Bluetooth Low Energy (BLE)

Like the Pi Zero, it also has:

- ❖ 1GHz, single-core CPU
- ❖ 512MB RAM
- ❖ Mini HDMI and USB On-The-Go ports
- ❖ Micro USB power
- ❖ HAT-compatible 40-pin header
- ❖ Composite video and reset headers
- ❖ CSI camera connector

The Raspberry Pi is really a series of small computers which can be single-board in the United Kingdom because of the Raspberry Pi Foundation to advertise the teaching of fundamental computer system science in schools as well as in developing countries.[3][4][5] The model this is certainly original a lot more preferred than anticipated,[6] selling away from its target market for utilizes such as robotics. Peripherals (including keyboards, mice and cases) aren't incorporated with the Raspberry Pi. Some add-ons nevertheless have been contained in several formal and packages which can be unofficial.




Fig 3 Raspberry pi diagram

e) Relay Driver

A relay is definitely an switch this is certainly electro-magnetic is useful should you want to work with a low voltage circuit to switch on and off a light bulb (or whatever else) connected to your 220v mains offer.

The diagram below programs a typical relay (with “normally-open” associates).

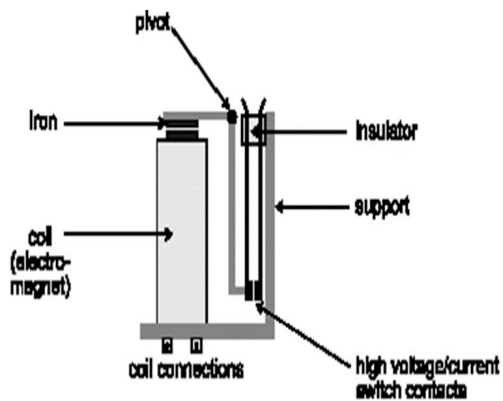


Fig 4 Relay Driver circuit

IV. CONCLUSION

The sensors are successfully interfaced with raspberry pi and communication this is certainly cordless accomplished. All findings and experimental tests prove that this project is just a solution that is complete the field activities irrigation problems. Utilization of this type of system in the field can help improve definitely the yield associated with crops and helps to handle water sources successfully decreasing the wastage.

V. REFERENCES

[1]Fan TongKe "Smart Agriculture Based on Cloud Computing and IOT" Journal of Convergence Information Technology vol. 8 no. 2 pp. 1 Jan 2013.

[2]S. R. Nandurkar, V. R. Thool, R. C. Thool, “Design and Development of Precision Agriculture System Using Wireless Sensor Network”, IEEE International Conference on Automation, Control, Energy and Systems (ACES), 2014.

[3]G. Vellidis , M. Tucker, C. Perry, C. Kvien, C.Bednarz, “A Real-Time Wireless Smart Sensor Array for Scheduling Irrigation”, National

Environmentally Sound Production Agriculture Laboratory (NESPAL), 2007.

[4]K.N. Manjula, B. Swathi and D. Sree Sandhya ,Intelligent Automatic Plant Irrigation System.

[5]K. Lakshmisudha, Swathi Hegde, Neha Kale, Shruti Iyer,“ Smart Precision Based Agriculture Using Sensors” ,International Journal of Computer Applications (0975- 8887), Volume 146-No.11, July 2011.

[6]Nikesh Gondchawar, Dr. R.S. Kawitkar, “IoT Based Smart Agriculture”, International Journal of Advanced Research in Computer and Communication Engineering (IJARCCE), Vol.5, Issue 6, June 2016.

[7]Q. Wang, A. Terzis and A. Szalay, “A Novel Soil Measuring Wireless Sensor Network”, IEEE Transactions on Instrumentation and Measurement, pp.412–415, 2010

[8]Joaquín Gutiérrez, Juan Francisco Villa-Medina, Alejandra Nieto-Garibay, and MiguelÁngel Porta Gándara” Automated Irrigation System Using a Wireless Sensor Network and GPRS module” , Ieee Transactions On Instrumentation And Measurement, Vol. 63, No. 1, January 2014.

[9] S. Li, J. Cui, Z. Li, "Wireless Sensor Network for Precise Agriculture Monitoring," Fourth International Conference on Intelligent Computation Technology and Automation, Shenzhen, China, March 28-29, 2011.

[10] IEEE, Wireless medium access control (MAC) and physical layer (PHY) specifications for lowrate wireless personal area networks (LR-WPANs). In The Institute of Electrical and Electronics Engineers Inc.: New York, NY, USA, 2003.

[11] Venkata Naga Rohit Gunturi, “Micro Controller Based Automatic Plant Irrigation System” International Journal of Advancements in Research & Technology, Volume 2, Issue-4, April-2013.

[12] Dr. V .Vidya Devi,G. Meena Kumari, “Real-Time Automation and Monitoring System for Modernized Agriculture” ,International Journal of Review and Research in Applied Sciences and Engineering (IJRRASE) Vol3 No.1. PP 7-12, 2013.

[13] Muhamad Azman Miskam, Azwan bin Nasirudin, Inzarulfaisham Abd. Rahim; "Preliminary Design on the Development of Wireless Sensor Network for Paddy Rice Cropping Monitoring Application in Malaysia"; European Journal of Scientific Research ISSN 1450-216X Vol.37No.4,2009.

[14] I. Mampentzidou, E. Karapistoli, A.A. Economide, "Basic Guidelines for Deploying

Wireless Sensor Networks in Agriculture", Fourth International Workshop on Mobile Computing and Networking Technologies, pp. 864-869, 2012.

[15] Terry Howell, Steve Evett, Susan O'Shaughnessy, PaulColaizzi, and Prasanna Gowda, “Advanced irrigation engineering: precision and precise”, The DahliaGreidinger International Symposium 2009.

[16] Chetan Dwarkani M, Ganesh Ram R, Jagannathan S, R.Priyatharshini, “Smart Farming System Using Sensors for Agricultural Task Automation”, IEEE International Conference on Technological Innovations in ICT for Agriculture and Rural Development (TIAR 2015).